


JWIS® The new Rapid Service for conveyor chains

The new Rapid Service from iwis: the fast, flexible conveyor chain range for delivery of selected chain types at short notice. MEGAlife maintenance-free versions also available.

Highlights

- **Fastest delivery times**
- **Highest flexibility** for our rapid service conveyor chains program
- Chains types: conveyor chains with straight and bent attachment plate, as well as conveyor chains with extended bearing pins
- Delivery scope: chain sizes **08B-1 to 16B-1**
- **MEGAlife maintenance-free versions** also available
- All attachments are **nickel-plated**
- Delivery time for standard versions: **at short notice following request**



EXCLUSIVE!

Conveyor chains with **customer-specific special attachments** can now also be produced in small quantities **quickly and at short notice** without compromising the accustomed high JWIS quality standards! Only iwis can offer this.



From the leading German chain manufacturer

www.iwis.com

iwis® Conveyor chains with straight attachment plates


based on iwis chains complying with ISO 606 and ISO 1275

ISO no.	Ref. no. iwis	MEGAlife version	Pitch ²⁾				Single strand chains e ₁ (mm)	Double strand chains e ₂ (mm)	Triple strand chains e ₃ (mm)	g (mm)	i (mm)	l (mm)	s (mm)	M (mm)	Threaded insert m ₁ max (mm)	
			p (Zoll)	p (mm)	a (mm)	b (mm)										d (mm)
Plate No. 102.1																
08 B-1	L 85 SL	L 85 ML	1/2	12,7	13,0	19,0	4,2	11,6	25,5	39,4	5,4	-	18,0	1,5	4	5,2
10 B-1	M 106 SL	M 106 ML	5/8	15,875	16,3	24,3	5,2	13,6	30,1	46,6	6,8	-	24,0	1,6	5	5,3
12 B-1	M 127 SL	M 127 ML	3/4	19,05	19,1	29,1	6,2	15,9	35,3	54,7	7,4	-	28,0	1,8	5	5,5
16 B-1	M 1611	M 1611 ML	1	25,4	24,6	36,6	8,2	25,9	57,8	89,7	10,4	-	36,2	3,0	6	8,2
Plate No. 103.2																
08 B-1	L 85 SL	L 85 ML	1/2	12,7	17,0	23,0	4,2	11,6	25,5	39,4	5,4	12,7	23,6	1,5	4	5,2
10 B-1	M 106 SL	M 106 ML	5/8	15,875	16,3	25,8	5,2	13,6	30,1	46,6	7,5	15,8	31,0	1,6	5	5,3
12 B-1	M 127 SL	M 127 ML	3/4	19,05	18,3	29,0	6,2	15,9	35,3	54,7	9,0	19,0	37,2	1,8	5	5,5
16 B-1	M 1611	M 1611 ML	1	25,4	28,45	41,55	8,2	25,9	57,8	89,7	10,35	25,4	47,2	3,0	6	8,2

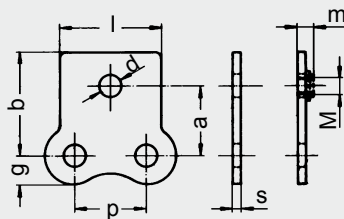
The suffix SL indicates chains with particularly wear-resistant pins.

All types available as maintenance-free
MEGAlife version.

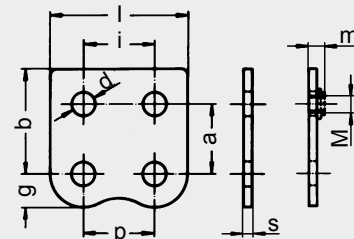
www.iwis.com/MEGAlife



102.1



103.2



iwis® Conveyor chains with bent attachment plates
based on iwis chains complying with ISO 606 and ISO 1275

ISO no.	Ref. no. iwis	MEGAlife version	Pitch				Single strand chains			Double strand chains			Triple strand chains			h (mm)	i (mm)	l (mm)	s (mm)	M (mm)	m max. (mm)	Threaded insert
			p (Zoll)	p (mm)	c (mm)	d (mm)	e ₁ (mm)	f ₁ (mm)	e ₂ (mm)	f ₂ (mm)	e ₃ (mm)	f ₃ (mm)	g (mm)									
Plate No. 202.1																						
08 B-1	L 85 SL	L 85 ML	1/2	12,7	8,0	4,2	27,6	39,6	41,5	53,5	55,4	67,4	5,4	14,0	-	18,1	1,5	4	5,2			
10 B-1	M 106 SL	M 106 ML	5/8	15,875	9,0	5,2	33,6	49,6	50,1	66,1	66,6	82,6	6,8	18,0	-	24,0	1,6	5	5,3			
12 B-1	M 127 SL	M 127 ML	3/4	19,05	10,0	6,2	41,1	61,1	60,5	80,5	79,9	99,9	7,4	22,6	-	28,0	1,8	5	5,5			
16 B-1	M 1611	M 1611 ML	1	25,4	16,0	8,2	53,9	77,9	85,8	109,8	117,7	141,7	10,4	26,0	-	36,2	3,0	6	8,2			
Plate No. 203.1																						
08 B-1	L 85 SL	L 85 ML	1/2	12,7	9,5	4,2	32,6	44,6	46,5	58,5	60,4	72,4	5,4	16,5	12,7	23,6	1,5	4	5,2			
10 B-1	M 106 SL	M 106 ML	5/8	15,875	11,0	5,2	30,6	49,6	47,1	66,1	63,6	82,6	7,5	18,0	15,8	31,0	1,6	5	5,3			
12 B-1	M 127 SL	M 127 ML	3/4	19,05	12,0	6,2	35,5	56,9	54,9	76,3	74,3	95,7	9,0	20,5	19,0	37,2	1,8	5	5,5			
16 B-1	M 1611	M 1611 ML	1	25,4	18,0	8,2	57,7	83,9	89,6	115,8	121,5	147,8	10,4	29,0	25,4	47,2	3,0	6	8,2			
Plate No. 203.2																						
08 B-1	L 85 SL	L 85 ML	1/2	12,7	9,5	4,2	32,6	44,6	46,5	58,5	60,4	72,4	5,4	16,5	12,7	23,6	1,5	4	5,2			
10 B-1	M 106 SL	M 106 ML	5/8	15,875	11,0	5,2	30,6	49,6	47,1	66,1	63,6	82,6	7,5	18,0	15,8	31,0	1,6	5	5,3			
12 B-1	M 127 SL	M 127 ML	3/4	19,05	12,0	6,2	35,5	56,9	54,9	76,3	74,3	95,7	9,0	20,5	19,0	37,2	1,8	5	5,5			
16 B-1	M 1611	M 1611 ML	1	25,4	18,0	8,2	57,7	83,9	89,6	115,8	121,5	147,8	10,4	29,0	25,4	47,2	3,0	6	8,2			

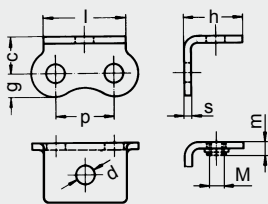
The suffix SL indicates chains with particularly wear-resistant pins.

All types available as maintenance-free
MEGAlife version.

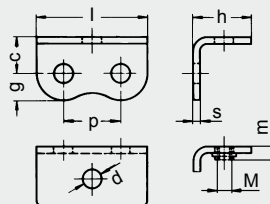
www.iwis.com/MEGAlife



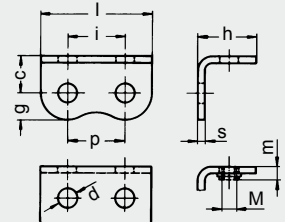
202.1



203.1



203.2



iwis® Conveyor chains extended bearing pins
based on iwis chains complying with ISO 606 and ISO 1275

ISO no.	Ref. no. iwis	MEGAlife version	p (Zoll)	Pitch		inner width b_1 (mm)	Roller diameter d_1 (mm)	Extended bearing pin diameter d_2 (mm)	Design A pin length		Design B pin length	
				p (mm)					l_1 (mm)	l_2 (mm)	l_3 (mm)	l_4 (mm)
Pin design A, B												
08 B-1	L 85 SL	L 85 ML	1/2	12,7	7,75	8,51	4,45	25,5	10,0	40,5	25,0	
10 B-1	M 106 SL	M 106 ML	5/8	15,875	9,65	10,16	5,08	30,0	12,0	48,0	30,0	
12 B-1	M 127 SL	M 127 ML	3/4	19,05	11,75	12,07	5,72	36,0	15,0	51,0	30,0	
16 B-1	M 1611	M 1611 ML	1	25,4	17,02	15,88	8,28	53,5	20,0	68,5	35,0	

All above chains can alternatively be manufactured with duplex or triplex pins. Delivery time on request.
The suffix SL indicates chains with particularly wear-resistant pins.

All types available as maintenance-free
MEGAlife version.

www.iwis.com/MEGAlife

